


PRODUCT DATA

Drop-In Anchor - 316 Stainless

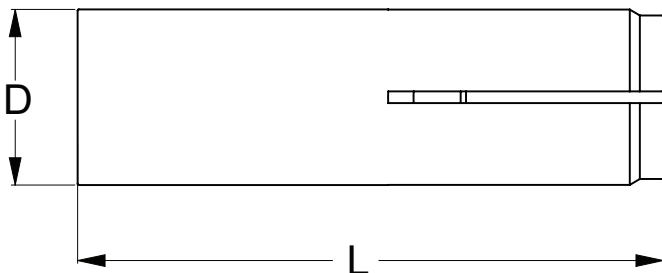
Drop-In Anchor is a versatile medium duty anchor that delivers ample load bearing performance at shallow embedments. An expansion wedge inside the anchor is pushed towards the bottom end, thus producing expansion forces. The generated expansion force produces frictional resistance during anchor loading.

Applications	Trades
<ul style="list-style-type: none"> Hand rail fastening Form-work support fastening Mechanical, electrical and pipe bracket fastening Hanger systems for pipes, cable trays, ducts and ceiling fans. Reusable anchor point 	<ul style="list-style-type: none"> Installation of mechanical services Plumbers Electricians HVAC Installers Ceiling and partitioning contractors

Material	 316 Stainless
-----------------	--

Finish	 316 Stainless
---------------	---

Part	QFind	Internal Thread Size	Length	Drill Diameter Size	Pack Qty
			L (mm)	D (mm)	
MDI16PCM060025	MDI100	M6	25	8	100
MDI16PCM080030	MDI101	M8	30	10	100
MDI16PCM100040	MDI102	M10	40	12	50
MDI16PCM120050	MDI103	M12	50	15	50
MDI16PCM160065	MDI104	M16	65	20	25



Features

- Suitable for light to medium duty loads
- Setting tool provides visual check for correct installation
- Quick and easy to install
- Immediate loading once correctly installed
- Stainless steel for corrosive environments

Recommended Installation Tools

Drop-In Setting Tool

Part	QFind	Suit Anchor Size
MATMSZM060175	MAT102	M6
MATMSZM080178	MAT103	M8
MATMSZM100185	MAT105	M10
MATMSZM120190	MAT106	M12
MATMSZM160200	MAT107	M16



Disclaimer: While every reasonable effort has been made to ensure that this document is correct at the time of printing, Hobson Engineering®, its agencies and employees, disclaim any and all liability to any person in respect of anything or the consequences of anything done or omitted to be done in reliance upon the whole or any part of this document.

Bolt Tension | Anti-Vibration | Product Reliability | Traceability

hobson.com.au **QUALITY FASTENERS SINCE 1935**

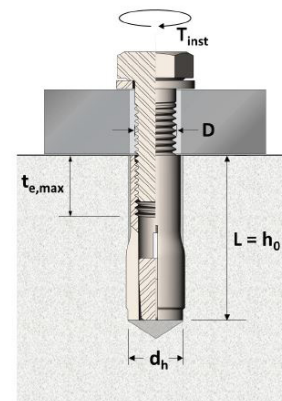


PRODUCT DATA

Drop-In Anchor - 316 Stainless

Installation Guide

Size	Thread Size	Hole Diameter	Anchor Length	Max. Thread Engagement	Guide Torque	Min. Concrete Thickness	Min. Edge Concrete	Min. Anchor Spacing
	D	d _h (mm)	L=h ₀ (mm)	t _{e,max} (mm)	T _{inst} (N-m)	h _{min} (mm)	c _{min} (mm)	S _{min} (mm)
M6 x 25	M6	8	25	10	4	100	95	55
M8 x 30	M8	10	30	12	8	100	95	60
M10 x 40	M10	12	40	15	15	120	135	100
M12 x 50	M12	15	50	20	35	130	165	120
M16 x 65	M16	20	65	25	60	160	200	150



Basic Load Performance in 32 MPa non-cracked concrete

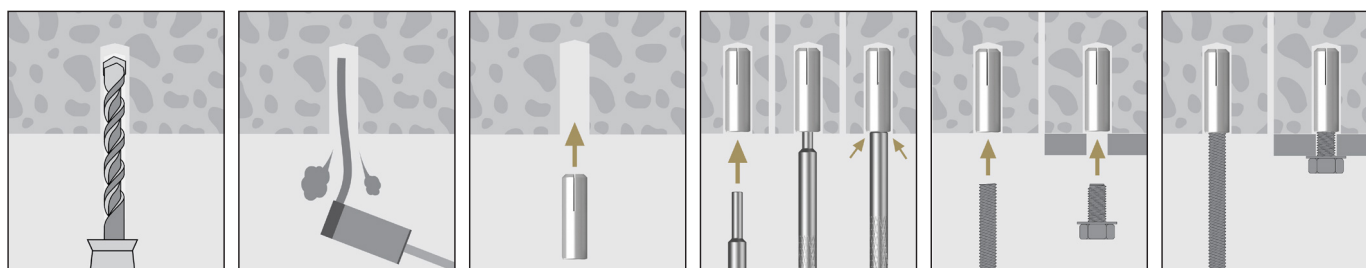
¹ Design Resistance is the governing minimum load resistance obtained by comparing relevant concrete and steel resistances. Strength reduction of $\phi = 0.60$ for concrete and $\phi = 0.80$ for steel are already included.

² Working Load is the governing minimum allowed load obtained by comparing relevant concrete and steel working loads. Factor of safety FOS = 2.5 for steel and FOS = 3.0 concrete are already included.

Size	Depth	Design Tensile Resistance ¹	Working Load in Tension ²
	h ₀ (mm)	ϕN_d (kN)	N _{WLL} (kN)
M6 x 25	25	4.1	2.3
M8 x 30	30	5.4	3.0
M10 x 40	40	8.4	4.6
M12 x 50	50	11.7	6.5
M16 x 65	65	17.4	9.6

Size	Depth	Edge Distance	Design Shear Resistance ¹	Working Load in Shear ²
	h ₀ (mm)	c _i (mm)	ϕV_d (kN)	V _{WLL} (kN)
M6 x 25	25	95	8.6	4.7
		110	10.7	5.9
		125	12.9	7.2
M8 x 30	30	95	9.7	5.4
		120	13.8	7.6
		150	19.2	10.7
M10 x 40	40	135	19.7	10.9
		150	23.0	12.8
		175	29.0	16.1
M12 x 50	50	165	30.3	16.8
		180	34.5	19.2
		200	40.5	22.5
M16 x 65	65	200	42.6	23.7
		220	49.2	27.3
		250	59.6	33.1

Installation



Disclaimer: While every reasonable effort has been made to ensure that this document is correct at the time of printing, Hobson Engineering®, its agencies and employees, disclaim any and all liability to any person in respect of anything or the consequences of anything done or omitted to be done in reliance upon the whole or any part of this document.

Bolt Tension | Anti-Vibration | Product Reliability | Traceability

hobson.com.au **QUALITY FASTENERS SINCE 1935**

